



St. John Lutheran Church  
Fall 2020 Sunday School  
Third/Fourth Grade  
Week 6 (October 25)

## We can count on God's promises. Genesis 7-8; 9:8-16

**Key Verse: Psalm 145:13**

The Lord is faithful to all his promises and  
loving toward all he has made.

### Activity 1: God's Promise Teller

We may call these "fortune tellers", but God doesn't tell our fortunes, God makes and keeps his promises. Genesis tells story of God's promise to Noah. God's Promise Teller helps tell the story of God's sign of his promise.

Materials:

- Promise Teller page (included)
- Colors, markers, or colored pencils
- Scissors

Instruction:

- Color the Promise Teller page
- Cut the Promise Teller out around the outside of the square
- Follow the instructions on the bottom of the page to fold your Promise Teller
- Ask family members to play along, and let them know about God's promise

### Activity 2: Rainbow Spinner

We can count on God's promises - always. God promised Noah and his sons that he'd never flood the earth again. As a sign of his promise, God put a rainbow in the sky - and still does to this day! Make a rainbow spinner as a reminder that even though it may rain, God's rainbow will follow!

Materials:

- Ark spinner page (included)
- Rain and rainbow spinner page (included)
- Brad (included)
- Colors, markers, or colored pencils
- Scissors

**Instructions:**

- Color the spinner pages
- Cut out the spinners (the ark spinner will be crescent shaped and the rain and rainbow spinner will be a full circle)
- Place the ark spinner on top of the rain and rainbow spinner
- Using the brad, poke a hole through both spinners - "unfold" the brad to secure the two spinners together
- Rotate the rain and rainbow spinner to show your family how God's promise always brings the rainbow after the rain!!

**INTERVIEW TIME!!**

Ask your family members the following questions and write down their responses.

- What do you like about promises that are kept?
- What makes it difficult or easy to keep the promises you make?
- What can you do the next time you have a hard time believing that God will keep his promises?

Please share your Rainbow Spinner and your Interview Responses  
with your St. John family and friends  
by emailing a photo to [stjohn@ruraltel.net](mailto:stjohn@ruraltel.net)

**The Apostles' Creed**

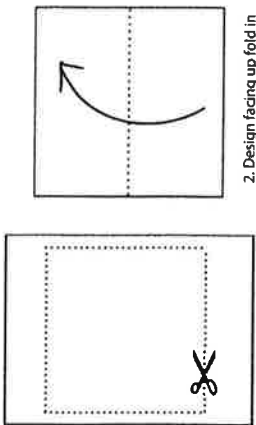
I believe in God, the Father almighty, creator of heaven and earth.

I believe in Jesus Christ, his only Son, our Lord. He was conceived by the power of the Holy Spirit and born of the virgin Mary. He suffered under Pontius Pilate, was crucified, died, and was buried. He descended to the dead. On the third day he rose again. He ascended into heaven, and is seated at the right hand of the Father. He will come again to judge the living and the dead.

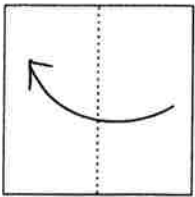
I believe in the Holy Spirit, the holy catholic Church, the communion of saints, the forgiveness of sins, the resurrection of the body, and the life everlasting. Amen.

**Closing Prayer**

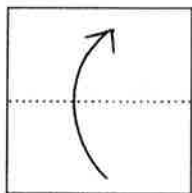
God, thank you for putting a reminder in the sky  
to show us we can always count on you  
to keep your promises. We believe in your promises, God.  
In Jesus' name. Amen.



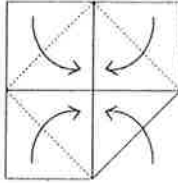
1. Cut out pattern.



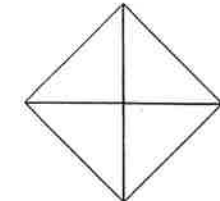
2. Design facing up fold in half vertically



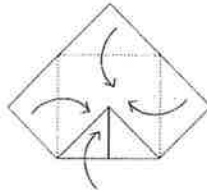
3. Design facing up fold in half horizontally



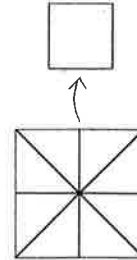
4. Design facing down, fold each corner to the center.



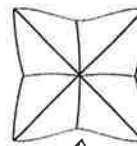
5. Flip paper over.



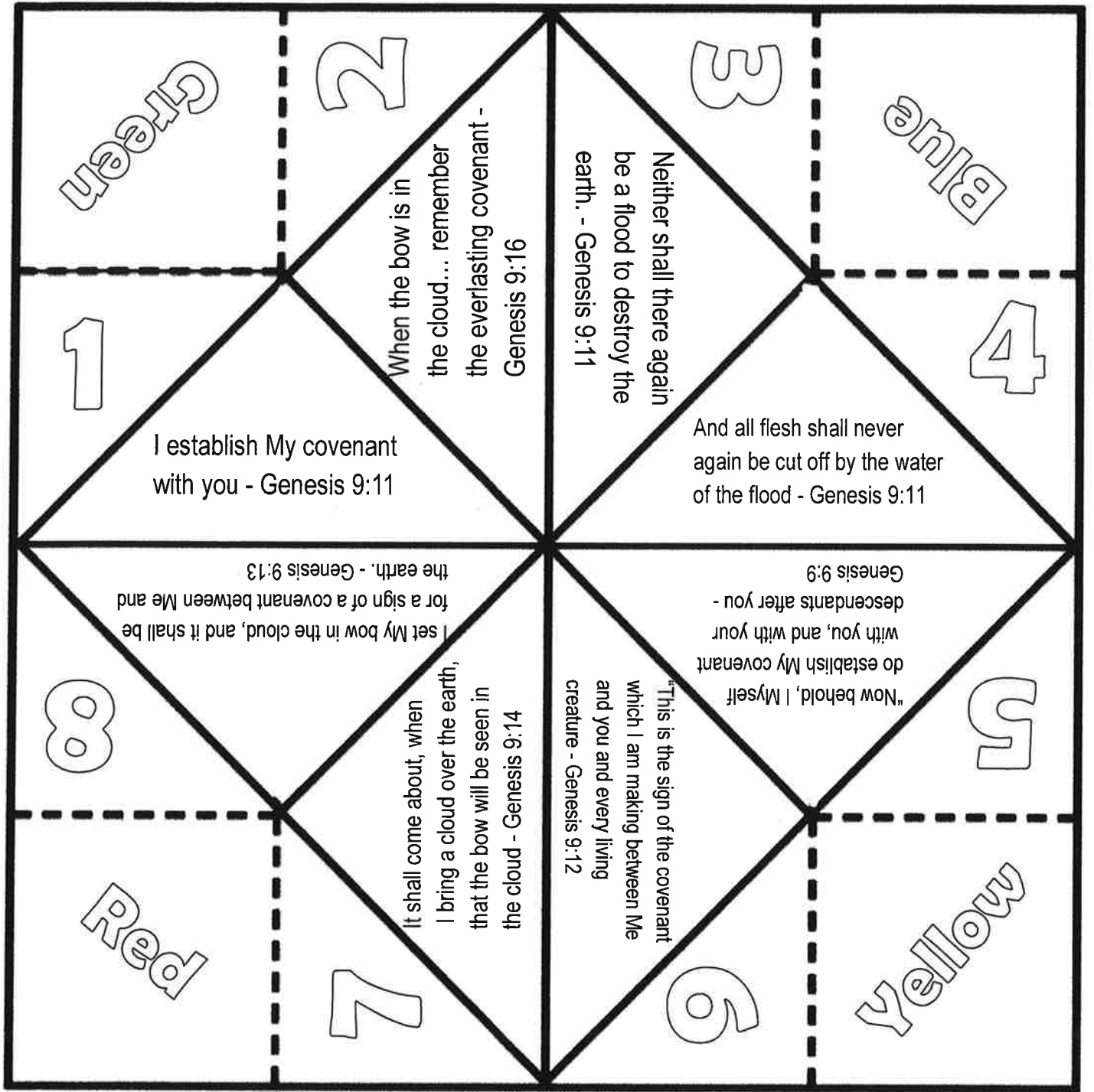
6. Fold each corner to the center.

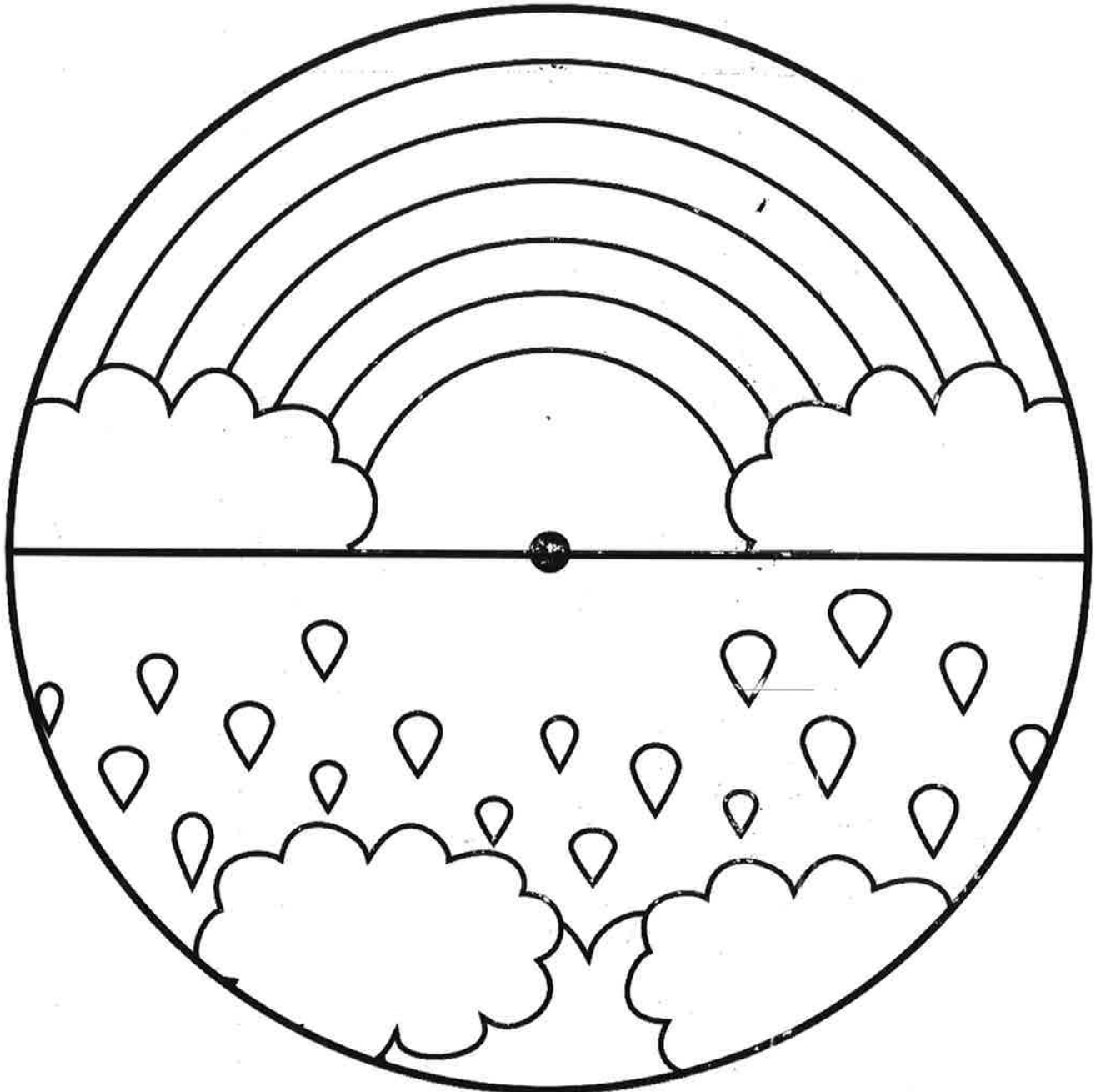


7. Crease along center lines into a square.



8. Unfold to step 7, insert fingers under each flap & shape





[www.ChristianPreschoolPrintables.com](http://www.ChristianPreschoolPrintables.com)



[www.ChristianPreschoolPrintables.com](http://www.ChristianPreschoolPrintables.com)

# God Sent a Great Flood Word Search

Find the words on the list that are hidden in the puzzle. The words can be left to right, up and down, or diagonally.

A I S I T R A I N G A C I D  
U N T A L I Q U A T U E R I T  
L O I E R S E C T E A R K T O  
N U L M A M C O N S E Q U I S  
N O N S A Q U I S C I L F A N  
D R E V E L E X E R I R O U R  
L A O R E M S L D R S I R E R  
S U M I N E N D A E T A T V E  
I F L O O D B H Y N I S Y O D  
T I O N S E D E S G I A M V E  
N I G H T S T N O N E E C T E  
O U E D O L O R E D E A I Q U  
A B I R D S F E U G A I R V U  
H A O R E M O L O R S I T T R  
S U M I N E N D R E T A T V H

ANIMALS  
ARK

BIRDS  
DAYS

EARTH  
FLOOD

FORTY  
NIGHTS

NOAH  
RAIN

# God Sent a Great Flood Secret Code

Each number stands for a letter of the alphabet. Write the correct letter in the blank to find the coded words and phrase.

## Code key

A 1	J 10	S 19
B 2	K 11	T 20
C 3	L 12	U 21
D 4	M 13	V 22
E 5	N 14	W 23
F 6	O 15	X 24
G 7	P 16	Y 25
H 8	Q 17	Z 26
I 9	R 18	

1 18 11

18 1 9 14

6 12 15 16 4

2 9 18 4 19

1 14 9 13 1 12 19

God \_\_\_\_\_ for Noah.  
3 1 18 5 4



## FOR TWO SERVINGS

### Ingredients:

- ◆ 1 cup shredded mozzarella cheese
- ◆ 1 package of neon food coloring
- ◆ 4 slices of white bread
- ◆ Softened butter
- ◆

### Utensils:

- ◆ 4 small bowls (to color the cheese)
- ◆ Plastic fork (to mix the cheese)
- ◆ Butter knife
- ◆ Skillet
- ◆ Spatula

### Instructions:

- ◆ Divide the cheese between 4 small bowls and tint each with a different food coloring
- ◆ Heat a skillet to medium-high heat - meanwhile, spread butter on one side of the four slices of bread
- ◆ Place 2 slices of bread (butter-side down) on a plate - top with cheese, making lines with different colored cheese - cover with other slice of bread (butter-side up)



- ◆ Grill for 2 to 3 minutes until cheese has started to melt and bread is toasted - flip sandwich and grill for another two minutes
- ◆ Remove sandwich from grill and enjoy warm!