



St. John Lutheran Church
Fall 2020 Sunday School
Third/Fourth Grade
Week 5 (October 18)

God wants us to obey Genesis 6:5-22

Key Verse: Acts 5:29

We must obey God rather than men!

Activity 1: Loading the Ark

In Noah's time, the world wasn't a very nice place. All the people in the world, except Noah and his family, were evil and it made God sad. God decided to send a flood that would wipe away all living things and basically start over. Because Noah was close to God, God warned him of what was coming and gave him instructions for building an ark. The ark was a massive boat designed to save Noah, his family, and two of each of the world's animals from the flood water that would cover the earth.

Materials:

- Loading the Ark Cut-out Sheets (included)
- Scissors
- Stapler

Instructions:

- Cut out each of the figures.
- Cut out the sky and ark pieces - cut the windows out of the ark.
- Attach the ark to the sky, using the stapler around the curved edge.
- See if you can fit all the animals in the ark - it might be a tight fit!!

INTERVIEW TIME!!

Ask your family members the following questions and write down their responses.

- What do you think made Noah's task (building the ark) interesting?
- How clear were God's instructions to Noah?
- What can you learn from Noah's obedience?

Please share your Loading the Ark Activity and your Interview Responses
with your St. John family and friends
by emailing a photo to stjohn@ruraltel.net

Activity 2: Are You Prepared?

Noah had many tasks to complete before the rains came and the floods started. He had to build the ark, find the animals, plan for food and water, load the animals and his family, and make sure everyone was safe. Just like Noah, families need to plan ahead and complete tasks BEFORE a disaster happens. Is your family prepared for an emergency?

Materials:

- Emergency Kit Checklists (included)
- Backpack Emergency Cards (included)
- Scissors
- Emergency Kit Items - have your family help you find the items to build the kit!!

Instructions:

- With your family's help, find the items to create an Emergency Kit and a Pet Emergency Kit. The Kit may be stored in a plastic tub, a duffel bag, a sturdy box or even a suitcase. If you don't have some of the items, make a list of what's needed. Make sure everyone in the family knows where the Emergency Kit is stored.
- With your family's help, fill out the Backpack Emergency Cards. Make sure your parents have a copy, and keep a copy in your backpack!

The Apostles' Creed







I believe in God, the Father almighty, creator of heaven and earth.




I believe in Jesus Christ, his only Son, our Lord. He was conceived by the power of the Holy Spirit and born of the virgin Mary. He suffered under Pontius Pilate, was crucified, died, and was buried. He descended to the dead. On the third day he rose again. He ascended into heaven, and is seated at the right hand of the Father. He will come again to judge the living and the dead.


I believe in the Holy Spirit, the holy catholic Church, the communion of saints, the forgiveness of sins, the resurrection of the body, and the life everlasting. Amen.


Closing Prayer

God, thank you for the story of Noah.
We pray that Noah's faith will inspire our own.
Help us to obey you, just like Noah and his family did.
In Jesus' name, amen.









EMERGENCY KIT CHECKLIST

An emergency kit is a collection of items that you may need in an emergency. Below are some items to help get you started.

- Water—one gallon per person, per day
- Food (enough to last 3 days)
- Flashlight
- Radio (NOAA Weather Radio, if possible)
- Extra batteries
- First aid kit
- Medications
- Family and emergency contact information
- Extra set of car keys and house keys
- Cell phone with chargers
- Personal documents
- Extra cash
- Emergency blanket
- Maps
- Manual can opener



U.S. Department of
Health and Human Services
Centers for Disease
Control and Prevention

CS259306-B

PET EMERGENCY KIT CHECKLIST

Stock up on items your pet may need during a disaster. Below are some items to help you get started.

- Pet first aid kit
- Food
- Water
- Bowls
- Extra collar
- Extra leash
- Medical records
- Two-week supply of medications
- Crate or sturdy carrier
- Blanket
- Recent photos of your pets (in case you are separated and need to make "Lost" posters)
- Toys and bones
- Disposable litter trays
- Litter or paper toweling
- Disposable bags for clean-up



**U.S. Department of
Health and Human Services**
Centers for Disease
Control and Prevention


CS259306-C

BACKPACK EMERGENCY CARD

It is important to have your emergency contact information with you in case of an emergency. Complete the cards below and keep one in your wallet and one in your child's backpack.


Cut Here

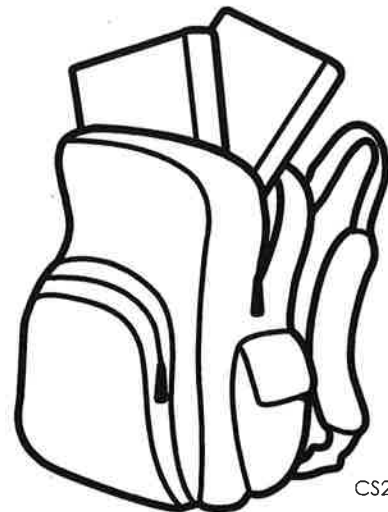
Fold Here

<p>BACKPACK EMERGENCY CARD</p> <p>Child's Name: _____</p> <p>Date of Birth: _____</p> <p>Home Phone: _____ Cell Phone: _____</p> <p>School Name: _____</p> <p>School Phone Number: _____</p> <p>Special needs, medical conditions, allergies, important information: _____ _____</p> <p style="text-align: right;"></p> <p style="text-align: center;">DIAL 911 FOR EMERGENCIES</p>	<p>Parent/Guardian/Caregiver</p> <p>Name: _____ E-mail: _____</p> <p>Cell Phone: _____ Alternate Phone: _____</p> <p>Text Okay: Yes <input type="checkbox"/> No <input type="checkbox"/> Employer: _____</p> <p>Name: _____ E-mail: _____</p> <p>Cell Phone: _____ Alternate Phone: _____</p> <p>Text Okay: Yes <input type="checkbox"/> No <input type="checkbox"/> Employer: _____</p> <p>Out of Town Contact</p> <p>Name: _____ E-mail: _____</p> <p>Cell Phone: _____ Alternate Phone: _____</p> <p style="text-align: center;">DIAL 911 FOR EMERGENCIES</p>
------------------------------------------------------------------------------------------------------------------------------------------------------------------------------------------------------------------------------------------------------------------------------------------------------------------------------------------------------------------------------------------------------------------------------------------------------------------------------------------------------------------------------	--------------------------------------------------------------------------------------------------------------------------------------------------------------------------------------------------------------------------------------------------------------------------------------------------------------------------------------------------------------------------------------------------------------------------------------------------------------------------------------------------------------------------------------------------------------------------------

Cut Here

Fold Here

<p>BACKPACK EMERGENCY CARD</p> <p>Child's Name: _____</p> <p>Date of Birth: _____</p> <p>Home Phone: _____ Cell Phone: _____</p> <p>School Name: _____</p> <p>School Phone Number: _____</p> <p>Special needs, medical conditions, allergies, important information: _____ _____</p> <p style="text-align: right;"></p> <p style="text-align: center;">DIAL 911 FOR EMERGENCIES</p>	<p>Parent/Guardian/Caregiver</p> <p>Name: _____ E-mail: _____</p> <p>Cell Phone: _____ Alternate Phone: _____</p> <p>Text Okay: Yes <input type="checkbox"/> No <input type="checkbox"/> Employer: _____</p> <p>Name: _____ E-mail: _____</p> <p>Cell Phone: _____ Alternate Phone: _____</p> <p>Text Okay: Yes <input type="checkbox"/> No <input type="checkbox"/> Employer: _____</p> <p>Out of Town Contact</p> <p>Name: _____ E-mail: _____</p> <p>Cell Phone: _____ Alternate Phone: _____</p> <p style="text-align: center;">DIAL 911 FOR EMERGENCIES</p>
--------------------------------------------------------------------------------------------------------------------------------------------------------------------------------------------------------------------------------------------------------------------------------------------------------------------------------------------------------------------------------------------------------------------------------------------------------------------------------------------------------------------------------	--------------------------------------------------------------------------------------------------------------------------------------------------------------------------------------------------------------------------------------------------------------------------------------------------------------------------------------------------------------------------------------------------------------------------------------------------------------------------------------------------------------------------------------------------------------------------------



U.S. Department of Health and Human Services
Centers for Disease Control and Prevention

CS259306-D

Noah's Ark

The ark God told Noah to build was 300 cubits long, 50 cubits wide, and 30 cubits high.


Was there really room for all those animals?



A cubit is the distance from a man's elbow to the tip of his longest finger. (Today's "standard cubit" is 18 inches.) So how big was the ark in feet?*

Consider this: Noah's ark was about the size of one and one-half football fields or two Boeing 747s. It held about as much as 569 railroad stock cars.

That's BIG!




The ark was waterproofed by filling in every crack with pitch (a tar-like substance) both inside and out.

You bet it floated!

The ark held Noah, his family, and every kind of animal that couldn't survive in the water.

*450 feet long, 75 feet wide, and 45 feet high.

Noah's Ark Crossword



Word list	
altar	flood
animals	obedient
build	rainbow
covenant	raven
evil	saved

Across

- Every man on earth was _____ except for Noah and his sons.
- God gave Noah instructions so he could _____ the ark.
- This is another word for a promise that God made about the flood.
- Noah was _____ because he was a righteous man and he walked with God.
- The ark was full of lots of pairs of these.

Down


- Noah was very _____ and listened to God.
- Noah sent this type of bird first to see if there was land outside the ark.
- God washed the earth from all the evil by sending this.
- This is a sign that God will never flood the earth again.
- Noah and his family made this as soon as they got off the ark.

Unscramble the letters to find the words in our

Noah's Ark Anagram

Word List:

altar, animals, evil, flood, months,
obedience, promise, rainbow, raven,
supplies



bcdeeeino _____

dfloo _____

aailmns _____

eilppssu _____

eilv _____

hmnost _____

abinorw _____

eimoprs _____

aenrv _____

aalrt _____